



*Ashley Clark*  
**FACD, FICD, FAAOMP**


**SPEAKER PACKET 2026**

## ABOUT DR. CLARK

Dr. Ashley Clark is a board-certified oral pathologist currently serving as the President of CAMP Laboratory in Indianapolis, Indiana after a nearly decade-long career serving as an oral pathologist in academia.

She is on the Professional Board for Oral Cancer Cause and Digital Dental Notes and the Advisory Board for General Dentistry.

Dr. Clark has won several teaching awards, has provided over 350+ continuing education courses, and has authored more than 50 publications and book chapters. She is a member of the American and International College of Dentists.





## PROFILE

President, CAMP Laboratory

Advisory Board, Oral Cancer Cause

Professional Board, Digital Dental Notes

Advisory Board, Academy of General Dentistry

**350 +**

COURSES

**256K +**

REACH

## Testimonial

*"Usually oral pathology goes over boring histology from school--Dr. Clark's didn't! Crisp explanations with everyday applications kept my interest the entire time! Excellent presenter!"*



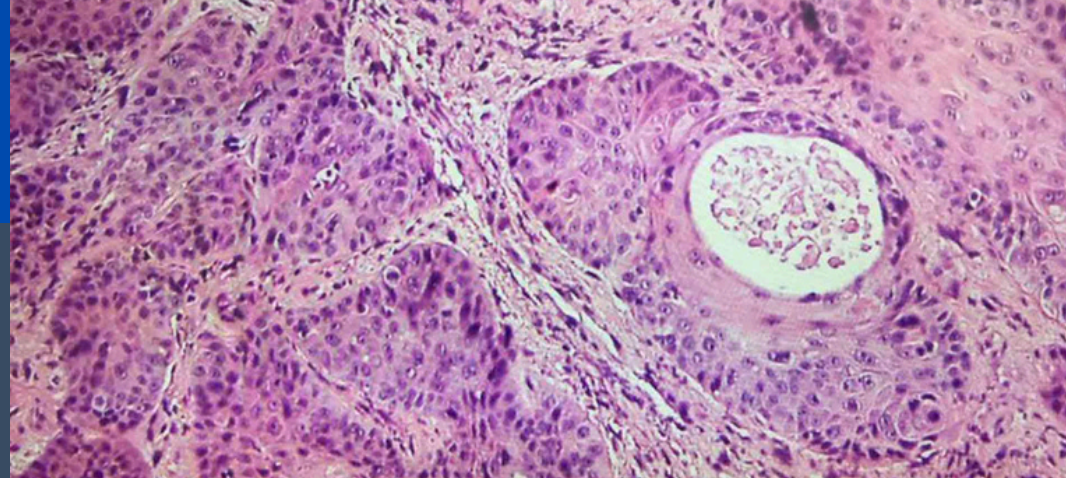
## Course 1

# Common Oral Pathology

This course is designed to inform the participant about various oral pathologic lesions of the oral cavity. The oral health care professional should be able to identify common lesions and understand how to manage patients with such conditions.

Objectives: After completion of this course, the participant should be able to:

1. Identify common lesions of the oral cavity during routine examination
2. Determine how to properly manage patients presenting with various oral pathologic lesions
3. Discuss the treatment plan and prognosis of various oral pathologic lesions with patients



## Course 2

# Oral Cancer: A Focus on Prevention

This course will provide oral health care providers with information regarding oral cancer. Potentially malignant conditions, particularly leukoplakia, will be discussed. Prevention of the disease is primarily the job of oral health care professionals; therefore, a focus will be made on preventing oral squamous cell carcinoma.

Objectives: After completion of this course, the participant should be able to:

1. Discuss the etiology of potentially malignant conditions of the oral cavity
2. Recognize how potentially malignant conditions present in the oral cavity
3. Determine an appropriate treatment plan when potentially malignant conditions are discovered





### Course 3

## Ulcerative Conditions of the Oral Cavity

This course is designed to inform the participant about ulcerative conditions lesions of the oral cavity ranging from common entities to more rare dermatologic conditions with oral manifestations. Treatment and management of patients with these ulcerative conditions will be reviewed for each entity.

Objectives: After completion of this course, the participant should be able to:

1. Recognize ulcerative conditions of the oral cavity
2. Determine a differential diagnosis for ulcerative lesions
3. Discuss appropriate treatment and follow-up measures for patients with oral ulcerations

### Course 4

## Pediatric Oral Pathology

This course is designed to do a brief overview of common entities in which oral health care providers treating pediatric patients will encounter. A variety of topics will be discussed ranging from developmental defects to salivary gland lesions with a focus on more common lesions.

Objectives: After completion of this course, the participant should be able to:

1. Identify common oral pathologic lesions in the pediatric population
2. Discuss a differential diagnosis for pediatric oral pathology
3. Determine a treatment plan for pediatric patients with oral pathologic lesions





## Course 5

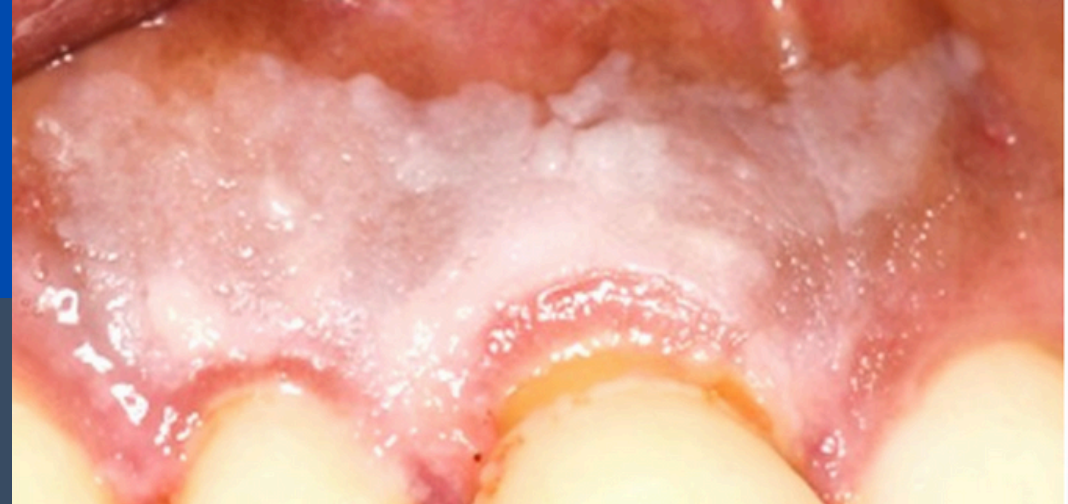
# Sexually Transmitted Infections of the Oral Cavity

### The Well-Loved Mouth: Oral Manifestations of Sexually Transmitted Infections

This course is designed to inform the participant of how certain sexually transmitted infections manifest in the oral cavity. Prevention and management of sexually transmitted infections affecting the oral cavity will also be discussed.

Objectives: After completion of this course, the participant should be able to:

1. Discuss sexually transmitted infections and how they may affect the oral cavity
2. Describe oral presentations of selected sexually transmitted infections
3. Determine how to properly manage patients presenting with oral manifestations of sexually transmitted infections



## Course 6

# Oral Manifestations of Substance Abuse

This course is designed to provide an update on recreational drugs and to describe the oral effects of substance abuse. Drugs covered include a range of legal and illegal substances, ranging from cigarettes and marijuana to opioids. Participants will be provided with tools to help recognize potential patients abusing recreational substances.

Objectives: After completion of this course, the participant should be able to:

1. Discuss America's substance abuse issues
2. Describe the oral manifestations of a variety of legal and illegal substances
3. Determine a management approach for patients with substance abuse disorders



## Course 7

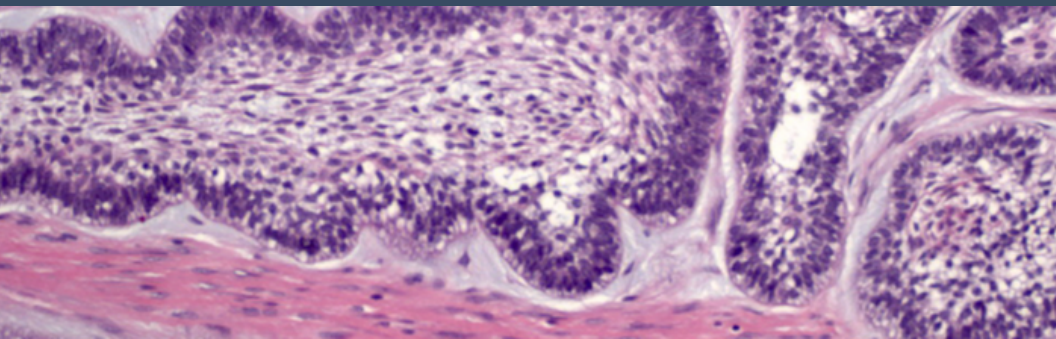
# Oral Pathology for the Dental Hygienist

### The Well-Loved Mouth: Oral Manifestations of Sexually Transmitted Infections

This course is designed to inform the participant about various oral pathologic lesions of the oral cavity. The oral health care professional should be able to identify common lesions and understand how to manage patients with such conditions.

Objectives: After completion of this course, the participant should be able to:

1. Identify common lesions of the oral cavity during routine examination
2. Determine how to properly document oral pathologic lesions encountered
3. Determine how to properly manage patients presenting with various oral pathologic lesions
4. Discuss the treatment plan and prognosis of various oral pathologic lesions with patients



## Course 8

# Gingival Pathology: The Good, the Bad, and the Ugly

This course will provide oral health care providers with information regarding gingival oral pathology. Benign lesions, reactive lesions, malignant lesions, and ulcerative conditions will be discussed.

Objectives: After completion of this course, the participant should be able to:

1. Discuss the possible ways in which benign oral pathology presents on the gingivae
2. Recognize how malignant conditions present on the gingivae
3. Determine an appropriate treatment plan when gingival lesions present

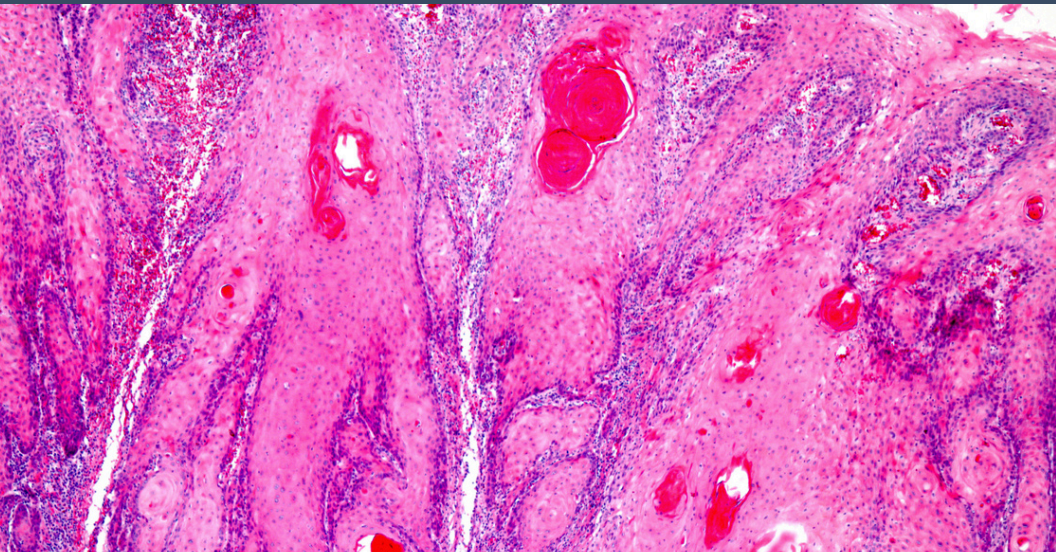


## Comprehensive Overview of Oral Pathology

This course will provide the general dentists with a comprehensive review of oral pathology. Common entities, oral cancer, and ulcerative conditions will be discussed; a particular focus will be made on oral squamous cell carcinoma and prevention of this malignancy.

Objectives: After completion of this course, the participant should be able to:

1. Identify potentially malignant disorders
2. Discuss common lesions affecting the oral cavity
3. Discern chronic ulcerative conditions and when a biopsy is necessary
4. Discuss how to manage patients with potentially malignant disorders and common oral pathology



## QUALIFICATIONS & SELECTED MEMBERSHIPS

- Indiana University School of Dentistry (DDS)
- University of Florida College of Dentistry (Certificate in Oral Pathology)
- Fellow, American Association of Oral and Maxillofacial Pathology
- Fellow, American College of Dentists
- Diplomate, American Board of Oral and Maxillofacial Pathology
- Certificate, Health Education Fellowship Program

## SELECTED INVITED PRESENTATIONS

- American Dental Association National Meeting (SmileCon)
- Hinman Dental Congress
- Rocky Mountain Dental Conference
- Yankee Dental Congress
- North Carolina Academy of General Dentistry
- Academy of General Dentistry
- Chicago Midwinter
- Star of the South
- Southwest Dental Conference
- Mid-Continent Dental Congress
- National Dental Association Annual Meeting
- Spear's Women in Dentistry
- Nebraska Dental Association
- International Continuing Education Event at Fort Drum
- Veterans' Health Administration Office of Dentistry
- Texas Academy of General Dentistry
- Missouri Academy of General Dentistry
- Oregon Academy of General Dentistry
- Indiana Academy of General Dentistry



# Contact Us

## Email Address

AshleyClarkDDS@gmail.com



Dr. Kelly Tanner

info@rarebirdspeakers.com

**BOOK DR. ASHLEY CLARK FOR YOUR EVENT THROUGH RARE BIRD SPEAKERS**